

ITUS CAPITAL

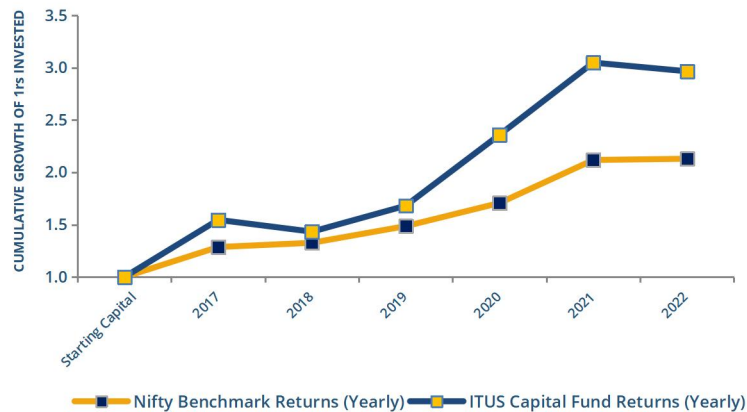


MARCH 2022 FACTSHEET

FUND OVERVIEW

To build a concentrated portfolio of businesses across a range of market capitalizations representing a Return on Equity of > 20% sourced at a significant discount to fair value.

TRACK RECORD OF THE FUND MANAGER

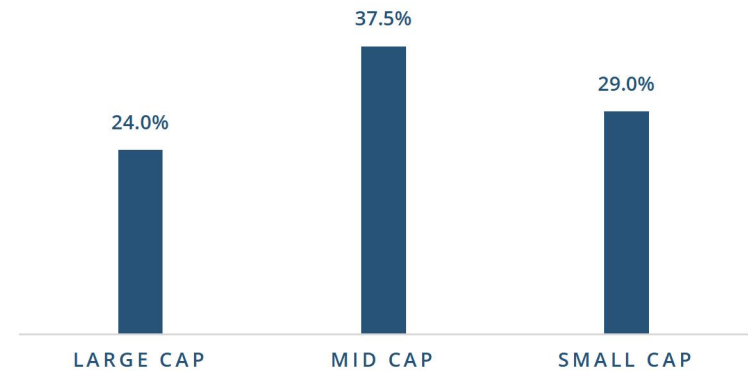


Rs. 1 invested in the fund in 2017 would be worth Rs. 2.97 today vs a comparable Rs. 2.13 in NIFTY

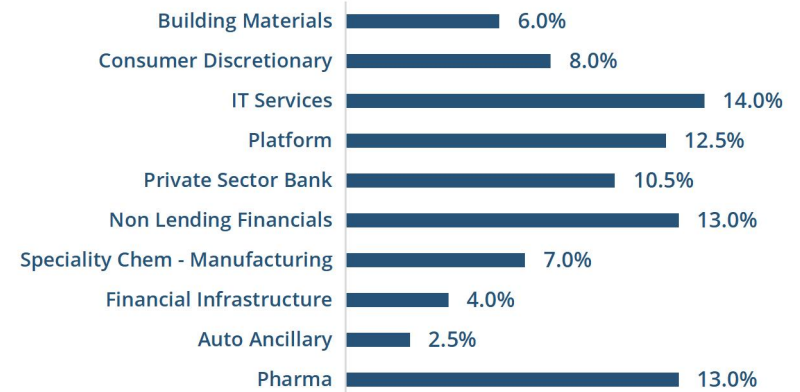
PORTFOLIO MANAGER

Naveen Chandramohan

MARKET CAPITALIZATION



SECTOR EXPOSURE



PERFORMANCE PORTFOLIO (Yearly)

	Fund Return (%)	Benchmark - Nifty 50 (%)	Excess Return (%)
2022	-2.7%	0.5%	-3.3%
2021	29.3%	24.1%	5.2%
2020	40.3%	14.9%	25.4%
2019	17.3%	12.0%	5.3%
2018	-7.3%	3.2%	-10.5%
2017	54.7%	28.7%	26.0%
Since Inception (Cumulative)	196.7%	113.1%	83.6%

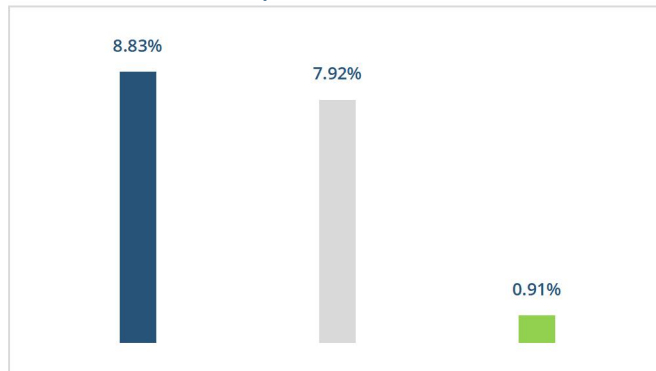
PERFORMANCE PORTFOLIO (Granular)

	Fund Return (%)	Benchmark - Nifty 50 (%)	Excess Return (%)
1M	7.9%	3.9%	4.0%
3M	-2.7%	0.5%	-3.3%
6M	-2.9%	-1.0%	-1.9%
1Y	21.2%	18.8%	2.5%

Inception : 1 Jan 2017. All returns are after fees and expenses. Fund performance in INR.

OUT UNDERPERFORMANCE DATA

Up Markets

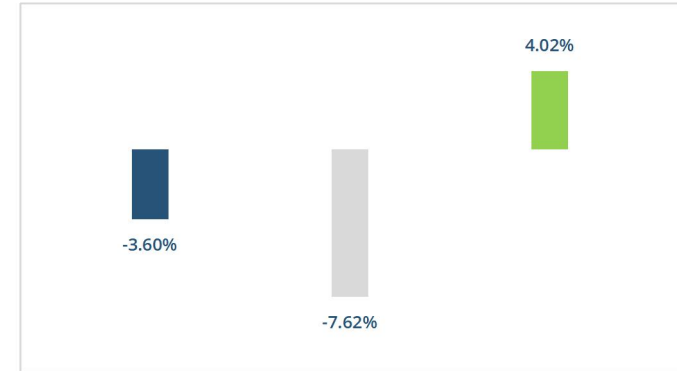


Outperformed 8 out of 16 up quarters
Average Alpha : 0.91%

■ Returns

■ Benchmark Nifty Return

Down Markets



Outperformed 4 out of 5 down quarters
Average Alpha : 4.02%

■ Average Alpha

The returns during up and down markets have been calculated on a quarterly basis by looking at the quarterly written starting from 1 Jan 2017. Itus Capital has consistently outperformed during up and down markets since inception.

Fund IRR					
	1Y	2Y	3Y	4Y	Since Inception
Fund IRR	21.24%	47.61%	22.91%	20.77%	23.03%
Index IRR	18.75%	42.44%	14.47%	14.58%	15.51%

TOP 10 HOLDINGS

Stock Name	Exposure
UTI AMC	8.5%
L AND T TECHNOLOGY SERVICES LIMITED	8.0%
SUMITOMO CHEMICAL INDIA PRIVATE LIMITED	7.0%
INDIAN ENERGY EXCHANGE LIMITED	7.0%
SYNGENE INTERNATIONAL LIMITED	6.5%
INFOSYS LIMITED	6.0%
HDFC BANK LIMITED	5.5%
ICICI BANK LIMITED	5.0%
INDOCO REMEDIES LIMITED	4.0%
CAMS	4.0%

FEES AND CHARGES

Set up Fees	None
Fixed Management Fees	1% p.a. (charged quarterly)
Minimum Investment	INR 50 Lakhs
Performance fees	15% charged over a 15% hurdle rate (with no catch up)
Nature of portfolio	Open-ended
Custodian	Kotak Mahindra Bank Ltd
Account Opening	Separate demat account opened for the individual with a custody arrangement.

Please Note:

Many of the stocks are part of the existing ITUS Capital portfolio. These stocks may or may not be bought for new clients. Past performance may or may not be sustained in future and should not be used as a basis for comparison with other investments. The strategy may or may not have any future holdings in these stocks. The companies mentioned above are only for the purpose of explaining the concept and should not be construed as recommendations from Itus Capital. The exposures of some of the stocks are greater than 10% because of the gains accrued in the investments.