

ITUS FUNDAMENTAL VALUE FUND

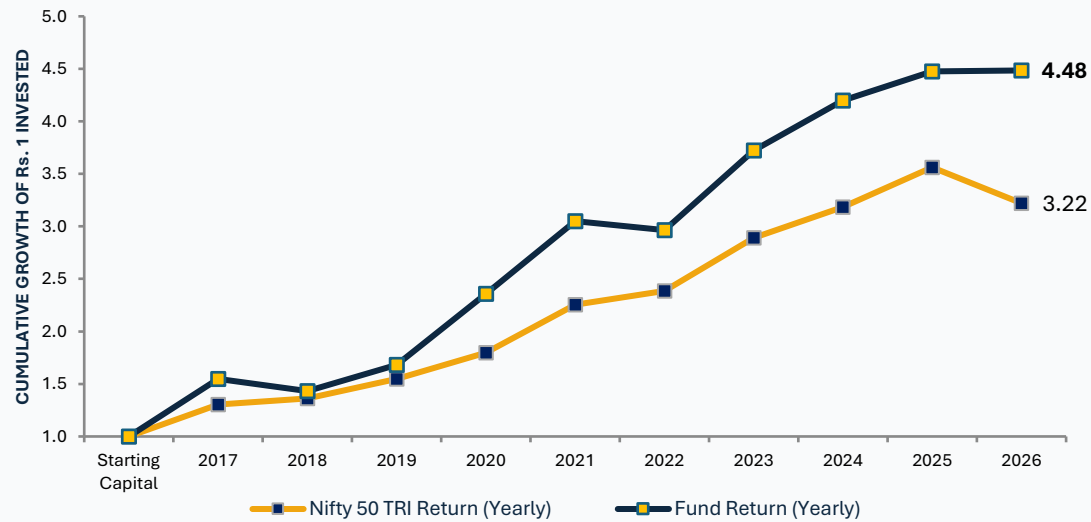
FACTSHEET - MAY 2026



Fund Overview

We pursue consistent, growth-led returns by investing in Indian companies that are steadily gaining market share, across large, mid, and small caps, only when valuations offer clear upside. By flexibly adjusting exposure through market cycles and prioritizing downside protection, we aim to compound capital sustainably over the long term.

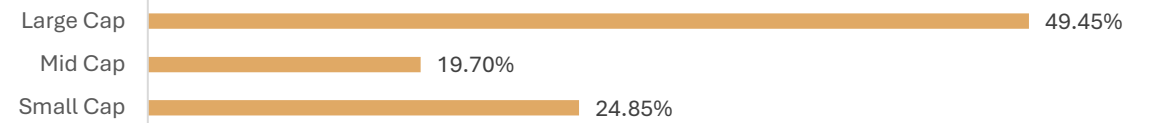
Track Record Of The Fund



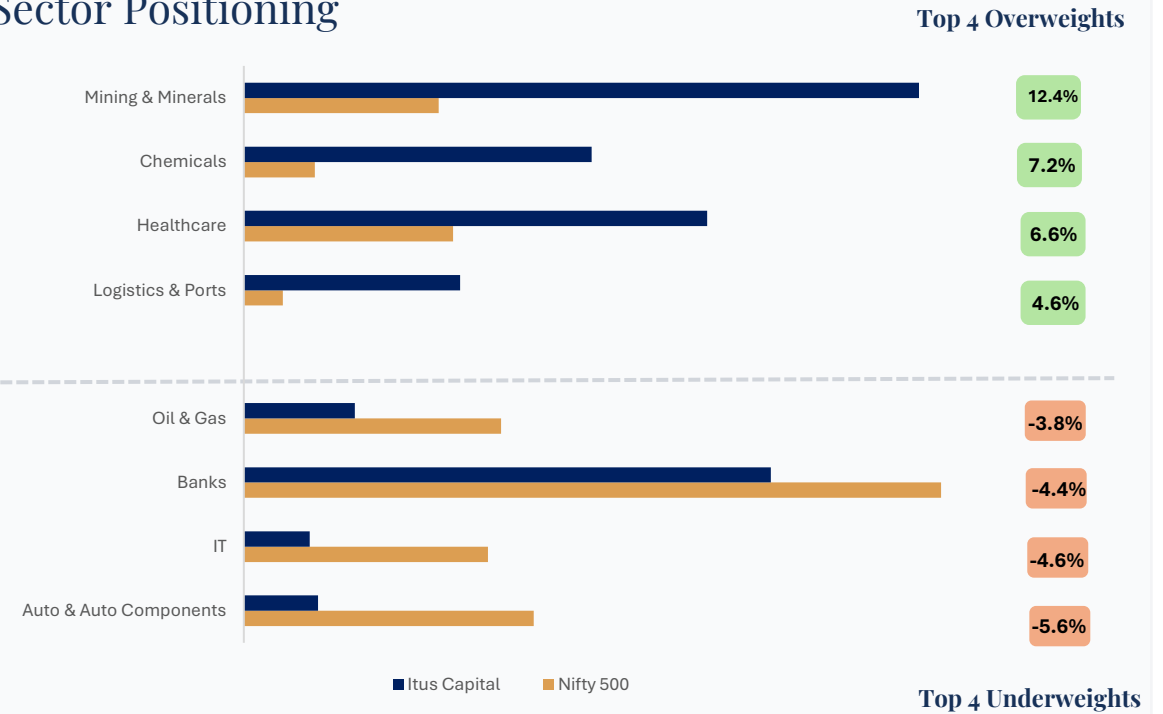
Rs.1 invested in the fund in 2017 would be worth Rs. 4.48 today (May 2026) vs a comparable Rs. 3.22 in NIFTY 50TRI.

Portfolio Manager: Naveen Chandramohan

Market Capitalization



Sector Positioning





Portfolio Performance (Yearly)

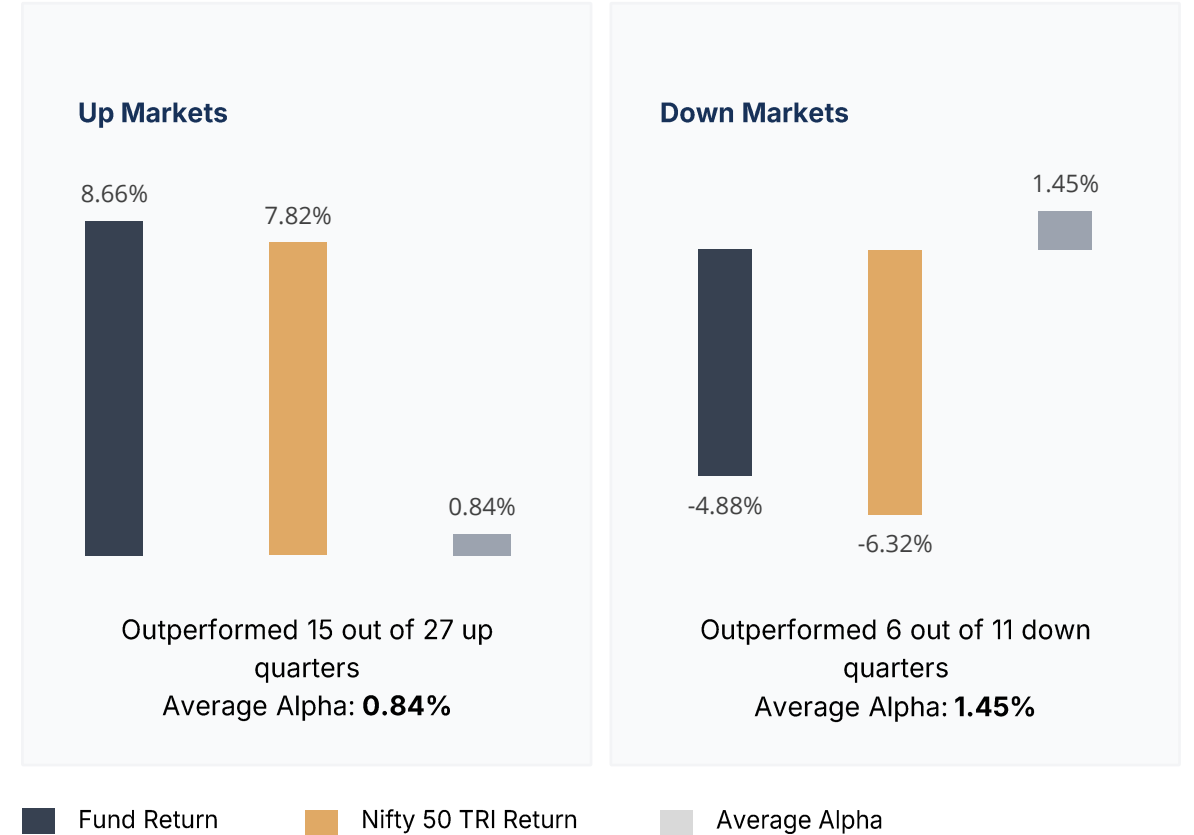
FY	Fund Return (%)	Nifty 50 TRI Return (%)	Excess Return (%)
FY 27	11.75%	5.64%	6.12%
FY 26	2.58%	-3.99%	6.57%
FY25	4.09%	6.64%	-2.55%
FY24	31.96%	30.08%	1.87%
FY23	-4.01%	0.59%	-4.60%
FY22	21.24%	20.26%	0.98%
FY21	79.73%	72.54%	7.19%
FY20	-14.73%	-25.02%	10.29%
FY19	14.54%	16.45%	-1.91%
FY18	22.06%	11.76%	10.30%
FY17 (Jan – Mar)	14.23%	12.38%	1.85%
Since Inception (Cumulative)	348.48%	221.99%	126.48%
Since Inception (CAGR)	17.28%	13.22%	4.05%

Portfolio Performance (Granular)

	Fund Return (%)	Nifty 50 TRI Return (%)	Excess Return (%)
1M	1.25%	-1.72%	2.97%
3M	0.44%	-6.30%	6.74%
6M	3.29%	-9.87%	13.16%
1Y	7.48%	-3.84%	11.32%

Inception : 1 Jan 2017. All returns are after fees and expenses calculated for Calendar years. Fund performance in INR.

Up & Down-market Performance



The returns during up and down markets have been calculated on a quarterly basis by looking at the quarterly return starting from 1 Jan 2017. Itus Capital has consistently outperformed during up and down markets since inception.



Top 10 Holdings

Stock Name	Exposure
Hindustan Copper	6.3%
Navin Fluorine International Ltd	5.3%
Adani Ports	5.3%
ICICI Bank	4.6%
Vedanta	4.3%
HDFC Bank	3.8%
ICICI Lombard Gen Insurance	3.5%
Coal India Ltd	3.4%
CG Power & Industrial Solutions	2.9%
Titan Company Ltd	2.8%

	1Y	2Y	3Y	4Y	5Y	Since Inception
ITUS FVF IRR	7.48%	6.66%	12.88%	12.82%	11.18%	17.28%
Nifty 50 TRI IRR	-3.84%	3.34%	9.52%	10.36%	9.87%	13.22%

Fees And Charges

Set Up Fees	NIL
Fixed Management Fees	2% p.a. (charged quarterly)
Exit Load	NIL
Nature of portfolio	Open-ended
Custodian	Kotak Mahindra Bank Ltd & HDFC Bank Ltd
Operational Expense	Upto 3bps p.a. for fund accounting and upto 3bps p.a. for custody services.
Fund Accounting	Separate demat account opened for the individual with a custody arrangement.
Direct Onboarding of Clients	Clients have an option to on-board as a direct client without any intermediation of persons engaged in distribution services.

Disclaimer:

The performance related information provided therein is not verified by SEBI.

Many of the stocks are part of the existing ITUS Capital portfolio. These stocks may or may not be bought for new clients. Past performance may or may not be sustained in future and should not be used as a basis for comparison with other investments. The strategy may or may not have any future holdings in these stocks. The companies mentioned above are only for the purpose of explaining the concept and should not be construed as recommendations from Itus Capital. The exposures of some of the stocks are greater than 10% because of the gains accrued in the investments.

For relative performance of a particular Investment Approach to other Portfolio Managers within the selected strategy, please refer APMI website ([click here](#)).



OFFICE ADDRESS

II Floor, No.40, II Main Road,
R.A. Puram, Chennai - 600028,
Tamil Nadu



CONTACT DETAILS

+91 80 6943 6660
info@ituscapital.com



WEBSITE

www.ituscapital.com